



**STATE OF ALABAMA  
DEPARTMENT OF EDUCATION**

**Teacher Preparation Program Performance Profile For 2008-2009:  
University of Mobile**

**Joseph B. Morton, State Superintendent of Education**

# Teacher Preparation Program Performance Profile - University of Mobile

Grade

Quality Indicator 1: Pre-teaching Experiences in Elementary/Secondary Schools (15% total grade) A

*Colleges and universities were graded on the quality of experiences and the number of hours that prospective teachers were required to spend in elementary/secondary classrooms before their internship or student teaching experience. To receive a grade of "A," institutions had to require at least 201 hours and meet four criteria.*

Hours required prior to the full semester of student teaching (5%) A

Research-based indicators of high quality pre-teaching experiences (10%) A

Grade

Quality Indicator 2: Partnerships with Alabama Elementary/Secondary Schools (15% total grade) A

*Colleges and universities were graded on their partnerships with local elementary-secondary schools. To receive a grade of "A," colleges and universities had to document at least four accepted activities.*

Existence of documented partnership activities with Alabama elementary/secondary schools (15%) A

Grade

Quality Indicator 3: Alabama Prospective Teacher Testing Program (25% total grade) A

*Colleges and universities were graded on the success rate of their graduates on basic skills tests and content knowledge tests. To receive a grade of "A," 95% of colleges' and universities' graduates had to receive passing test scores.*

Basic Skills Test - Pass rate for each program and for institution (5%) A

Praxis II (content knowledge) Test - Pass rate for each program and for colleges and universities (20%) A

Grade

Quality Indicator 4: On-the-Job Performance (45% total grade) A

*Colleges and universities were graded on three items: on-the-job performance, employers' ratings of preparation programs, new teacher rating of preparation programs. For a college or university to receive a grade of "A" for the first item, assessment of on-the-job performance of their graduates, 95% of colleges' or universities' graduates had to earn a passing score. For a college or university to receive a grade of "A" for the second item, how employers rated the preparation programs, more than 80% of employers had to indicate that they were very satisfied with the preparation programs. For a college or university to receive a grade of "A" for the third item, how new teachers rated their preparation programs, more than 80% of new graduates had to indicate that they were very satisfied with the preparation program.*

Professional Education Personnel Evaluation Program (PEPE) Scores (35%) A

New teacher/instructional support/administrator satisfaction survey (5%) A

Local school systems' satisfaction survey (5%) A

Grade

Overall Grade for Quality Indicators A

Grade on a 4.0 Scale: A = 3.50 to 4.0 B = 3.00 to 3.49 C = 2.50 to 2.99 D = 2.00 to 2.49 F = below 2.00

# Teacher Preparation Program Performance Profile - University of Mobile

## Alabama Prospective Teacher Testing Program: Pass Rate on the Basic Skills Assessments and Praxis II Assessments

Teacher Education Program	Percent Passed Basic Skills Assessments		Percent Passed Praxis II Assessments	
	%	Letter	%	Letter
Career Technical Education	-	-	-	-
Early Childhood & Elementary Education	100 % (26)	A	100 % (26)	A
English language arts, English for speakers of other languages, and reading specialist	-	-	-	-
Fine arts (dance, choral music, instrumental music, theatre, and visual arts)	-	-	-	-
Instructional leadership / Educational administration	-	-	-	-
Languages other than English	100 % (1)	A	100 % (1)	A
Library-media specialist	-	-	-	-
Mathematics	-	-	-	-
Physical education, health education, and driver and traffic safety education	-	-	-	-
School psychometry, and school psychology	-	-	-	-
Sciences	-	-	-	-
Social Studies	-	-	-	-
Special Education	-	-	-	-

University of Mobile's Letter Grade for Basic Skills Assessments: A

University of Mobile's Letter Grade for Praxis II Assessments: A

## Professional Education Personnel Evaluation (PEPE)

Teacher preparation programs are designed to admit qualified students and prepare them to become effective teachers. Each college and university has a number of programs that prepare students to become teachers. The graduates of these programs are graded using a set of standards called the Alabama Professional Education Personnel Evaluation (PEPE) program. This table shows the teacher preparation programs at University of Mobile which had graduates evaluated through the PEPE system.

Teacher Education Program	Number of Graduates in the PEPE System	Graduates Scoring Benchmark or >		Program Grades	
		No.	%	Letter	Points
Career Technical Education					
Early Childhood & Elementary Education	26	25	96.15 %	A	4
English language arts, English for speakers of other languages, and reading specialist					
Fine arts (dance, choral music, instrumental music, theatre, and visual arts)					
Instructional leadership / Educational administration					
Languages other than English	1	1	100.00 %	A	4
Library-media specialist					
Mathematics					
Physical education, health education, and driver and traffic safety education					
School psychometry, and school psychology					
Sciences					
Social Studies					
Special Education					

University of Mobile's Letter Grade for PEPE: A

Program Grades for PEPE: No action is required of an institution that receives a program grade of A, B, or C.

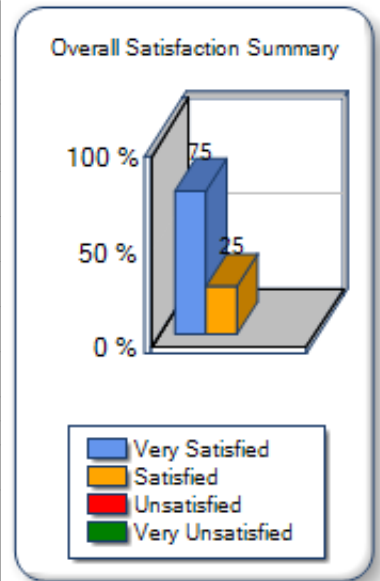
The State Superintendent of Education will recommend that the State Board Of Education (SBE) rescind approval of a program that receives a grade of D for two consecutive years, a grade of F for two consecutive years, or a combination of a D and an F for two consecutive years.

Institution's Grade for PEPE: No action is required if a unit's grade is A or B. If the unit receives a grade of C, D, or F, the unit must develop and submit an improvement plan to the State Superintendent and notify all candidates admitted to the targeted program(s). The State Superintendent will recommend that the State Board of Education rescind approval of an institution's programs if (1) an institution receives a grade of D for two consecutive years, a grade of F for two consecutive years, or a combination of a grade of D and a grade of F for two consecutive years, or (2) a unit grade of C, D, or F is not raised to at least a B within two scholastic years after the unit's plan is implemented.

New Teacher Satisfaction

Recent graduates of University of Mobile's teacher preparation programs were asked to indicate their level of satisfaction with the preparation received. This table reflects answers by percentage.

University of Mobile - Area	Very Satisfied	Satisfied	Unsatisfied	Very Unsatisfied
1. Overall preparation	100% (1)	0% (0)	0% (0)	0% (0)
2. Preparation to work well with all students	100% (1)	0% (0)	0% (0)	0% (0)
3. Preparation in acknowledging and understanding the importance of reading, as appropriate for your subject/grade level	100% (1)	0% (0)	0% (0)	0% (0)
4. Preparation for using strategies to improve reading comprehension appropriate to your subject/grade	0% (0)	100% (1)	0% (0)	0% (0)
5. Preparation for recognizing and referring student with special needs	100% (1)	0% (0)	0% (0)	0% (0)
6. Preparation for working well with exceptional/special needs students in inclusive settings	0% (0)	100% (1)	0% (0)	0% (0)
7. Preparation for using technology appropriately to improve instruction	100% (1)	0% (0)	0% (0)	0% (0)
8. Preparation for using technology for record keeping and other management purposes	100% (1)	0% (0)	0% (0)	0% (0)
9. Preparation in your content knowledge	100% (1)	0% (0)	0% (0)	0% (0)
10. Preparation in pedagogical and professional knowledge	100% (1)	0% (0)	0% (0)	0% (0)
11. Preparation in pedagogical and professional skills necessary to help all students learn	0% (0)	100% (1)	0% (0)	0% (0)
12. Preparation in pedagogical and professional dispositions necessary to help all students learn (Professional dispositions are defined as the values, commitments, and professional ethics that influence behaviors toward students, families, colleagues, and communities and affect student learning, motivation, and development as well as the educator's own professional growth.)	100% (1)	0% (0)	0% (0)	0% (0)

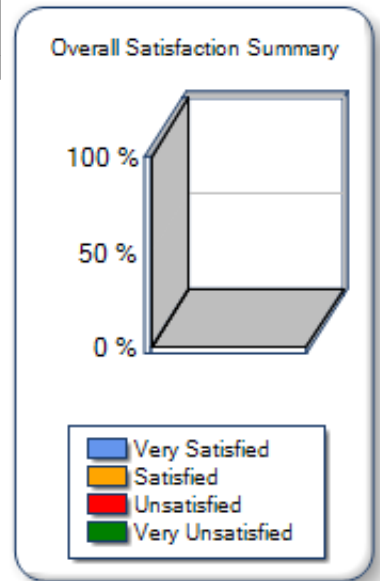


New Instructional Support Satisfaction

Recent graduates of University of Mobile's instructional Support preparation programs for school counselor, library-media specialist, school psychometrist, and school psychologist were asked to indicate their level of satisfaction with the preparation received. This table reflects answers by percentage.

University of Mobile - Area	Very Satisfied	Satisfied	Unsatisfied	Very Unsatisfied

No instructional support program is offered at this institution.



# Teacher Preparation Program Performance Profile - University of Mobile

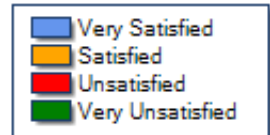
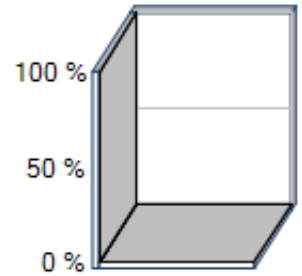
## New Administrators Satisfaction

Recent graduates of University of Mobile's educational administration preparation programs were asked to indicate their level of satisfaction with the preparation received. This table reflects answers by percentage.

University of Mobile - Area	Very Satisfied	Satisfied	Unsatisfied	Very Unsatisfied

No education leadership program is offered at this institution.

### Overall Satisfaction Summary



Grade

## University of Mobile's letter grade for new teachers, instructional support, and administrator satisfaction level

A

Grade on a 4.0 Scale:

A = 3.25 to 4.0

B = 2.75 to 3.24

C = 2.25 to 2.74

D = 1.75 to 2.24

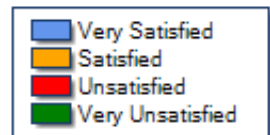
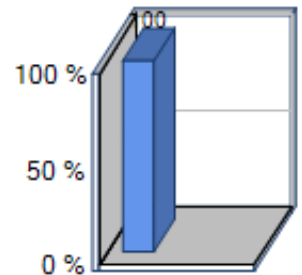
F = below 1.75

## Local School Systems' Satisfaction with Teachers from University of Mobile

Administrators were asked to consider new teachers they employed who graduated from University of Mobile and indicate their level of satisfaction with how those new teachers performed in several areas. This table reflects answers by percentage.

University of Mobile - Area	Very Satisfied	Satisfied	Unsatisfied	Very Unsatisfied
1. Overall preparation	100% (1)	0% (0)	0% (0)	0% (0)
2. Demonstrating the ability to work well with all students	100% (1)	0% (0)	0% (0)	0% (0)
3. Demonstrating an understanding of the importance of reading appropriate to their subjects and/or grade levels	100% (1)	0% (0)	0% (0)	0% (0)
4. Demonstrating the ability to use strategies for the improvement of reading comprehension appropriate to their subjects and/or grade levels	100% (1)	0% (0)	0% (0)	0% (0)
5. Demonstrating the ability to recognize and refer students with special needs	100% (1)	0% (0)	0% (0)	0% (0)
6. Demonstrating the ability to work well with exceptional/special needs students in inclusive settings	100% (1)	0% (0)	0% (0)	0% (0)
7. Demonstrating the ability to use technology appropriately to improve instruction	100% (1)	0% (0)	0% (0)	0% (0)
8. Demonstrating the ability to use technology for record keeping and other management purposes	100% (1)	0% (0)	0% (0)	0% (0)
9. Demonstrating content knowledge necessary to help all students learn	100% (1)	0% (0)	0% (0)	0% (0)
10. Demonstrating pedagogical and professional knowledge necessary to help all students learn	100% (1)	0% (0)	0% (0)	0% (0)
11. Demonstrating pedagogical and professional skills necessary to help all students learn	100% (1)	0% (0)	0% (0)	0% (0)
12. Demonstrating pedagogical and professional dispositions necessary to help all students learn (Professional dispositions are defined as the values, commitments, and professional ethics that influence behaviors toward students, families, colleagues, and communities and affect student learning, motivation, and development as well as the educator's own professional growth.)	100% (1)	0% (0)	0% (0)	0% (0)

### Overall Satisfaction Summary



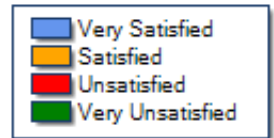
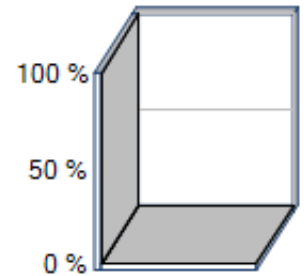
## Local School Systems' Satisfaction with Instructional Support Personnel from University of Mobile

Administrators were asked to consider new school counselor, library-media specialist, school psychometrist, and school psychologist they employed who graduated from University of Mobile and indicate their level of satisfaction with how those new Instructional Support personnel performed in several areas. This table reflects answers by percentage.

University of Mobile - Area	Very Satisfied	Satisfied	Unsatisfied	Very Unsatisfied

No instructional support program is offered at this institution.

### Overall Satisfaction Summary



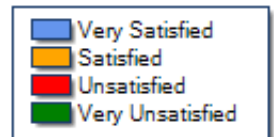
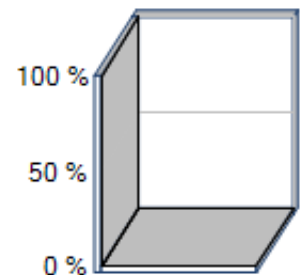
## Local School Systems' Satisfaction with Education Administrators Prepared by University of Mobile

Superintendents were asked to consider new education administrators they employed who graduated from University of Mobile and indicated their level of satisfaction with how those new administrators performed in several areas. This table reflects answers by percentage.

University of Mobile - Area	Very Satisfied	Satisfied	Unsatisfied	Very Unsatisfied

No education leadership program is offered at this institution.

### Overall Satisfaction Summary



Grade

### University of Mobile's letter grade for local schools systems' satisfaction level

**A**

Grade on a 4.0 Scale:

A = 3.25 to 4.0

B = 2.75 to 3.24

C = 2.25 to 2.74

D = 1.75 to 2.24

F = below 1.75

# Teacher Preparation Program Performance Profile - University of Mobile

Detailed Grading Scale - University of Mobile					
	Letter Grade for Category	Quality Points (on a 4.0 scale)	Quality Scale	Weight	Points
<b>Pre-teaching Experiences in Elementary/Secondary Schools (15%)</b>					
Average number of hours required beyond the full semester of student teaching (Alabama standards require a minimum of 150 hours of education-related experiences prior to student teaching)	A	4	A = 201 or more hours = 4 points B = 176 to 200 hours = 3 points C = 150 to 175 hours = 2 points	5%	0.20
Research-based indicators of high quality pre-teaching experiences. <ul style="list-style-type: none"> <li>• Elementary/secondary teacher involvement in developing and evaluating clinical programs</li> <li>• Sequenced and progressive development of professional knowledge and skills</li> <li>• Experience in diverse schools and with diverse students</li> <li>• Theory linked to practice in required written assignments</li> <li>• Methods courses that require engaged, extensive field experiences</li> <li>• Continuous on-site monitoring of required experiences by professors</li> </ul>	A	4	A = 4 or more indicators B = 3 indicators C = 2 indicators D = 1 indicators F = 0 indicators	10%	0.40
<b>Partnerships with Alabama Elementary/Secondary Schools (15%)</b>					
Documented partnership activities with Alabama elementary/secondary schools (excluding required experiences in the previous category) <ul style="list-style-type: none"> <li>• Elementary/secondary teachers teach professional education courses</li> <li>• Professional education courses taught in an elementary/secondary setting</li> <li>• Exemplary partnership(s) between college/university and elementary/secondary schools</li> <li>• Faculty service (TEP or Arts &amp; Sciences) to elementary/secondary schools</li> <li>• Support for low-performing schools or at-risk schools</li> <li>• Special efforts to recruit teachers for critical needs (special education, math, science, low-performing schools, high-poverty areas)</li> </ul>	A	4	A = 4 or more activities B = 3 activities C = 2 activities D = 1 activities F = 0 activities	15%	0.60
<b>Alabama Prospective Teacher Testing Program (25%)</b>					
Basic Skills Test--Pass rate for colleges and universities	A	4	A = 95 to 100% = 4 points B = 90 to 94% = 3 points C = 85 to 89% = 2 points D = 80 to 84% = 1 points F = 0 to 79% = 0 points	5%	0.20
Praxis II (content knowledge) Test--Pass rate for colleges and universities	A	4	A = 95 to 100% = 4 points B = 90 to 94% = 3 points C = 85 to 89% = 2 points D = 80 to 84% = 1 points F = 0 to 79% = 0 points	20%	0.80
<b>On the Job Performance (45%)</b>					
Professional Education Personnel Evaluation Program (PEPE) Scores--Pass rate for each program and for colleges and universities	A	4	A = 95 to 100% = 4 points B = 90 to 94% = 3 points C = 85 to 89% = 2 points D = 80 to 84% = 1 points F = 0 to 79% = 0 points	35%	1.40
New teacher/instructional support/administrator satisfaction survey	A	4	A = 3.25 to 4.00 = 4 points B = 2.75 to 3.24 = 3 points C = 2.25 to 2.74 = 2 points D = 1.75 to 2.24 = 1 points F = below 1.75 = 0 points	5%	0.20
Local school systems' satisfaction survey	A	4	A = 3.25 to 4.00 = 4 points B = 2.75 to 3.24 = 3 points C = 2.25 to 2.74 = 2 points D = 1.75 to 2.24 = 1 points F = below 1.75 = 0 points	5%	0.20
<b>Totals</b>	<b>A</b>			<b>100%</b>	<b>4.00</b>

Institution Grade on a 4.0 Scale:                      A = 3.50 to 4.0                      B = 3.00 to 3.49                      C = 2.50 to 2.99                      D = 2.00 to 2.49                      F = below 2.00

## Informational Items:

<u>GPA Information</u>	
Minimum GPA required to complete a major in Arts & Sciences:	2.00
Minimum GPA to complete an academic major in a Teacher Education Program:	2.75
<u>Number of Teachers Produced</u>	
Total number of graduates recommended for their first teacher certificate through this College/University during the reporting period:	46
<u>ACT / SAT Information</u>	
	<b>ACT Average</b> <b>SAT Average</b>
Average score of students admitted to teach education in this College/University	21                      NA
Average score of students who completed teacher education in this College/University	21                      NA

