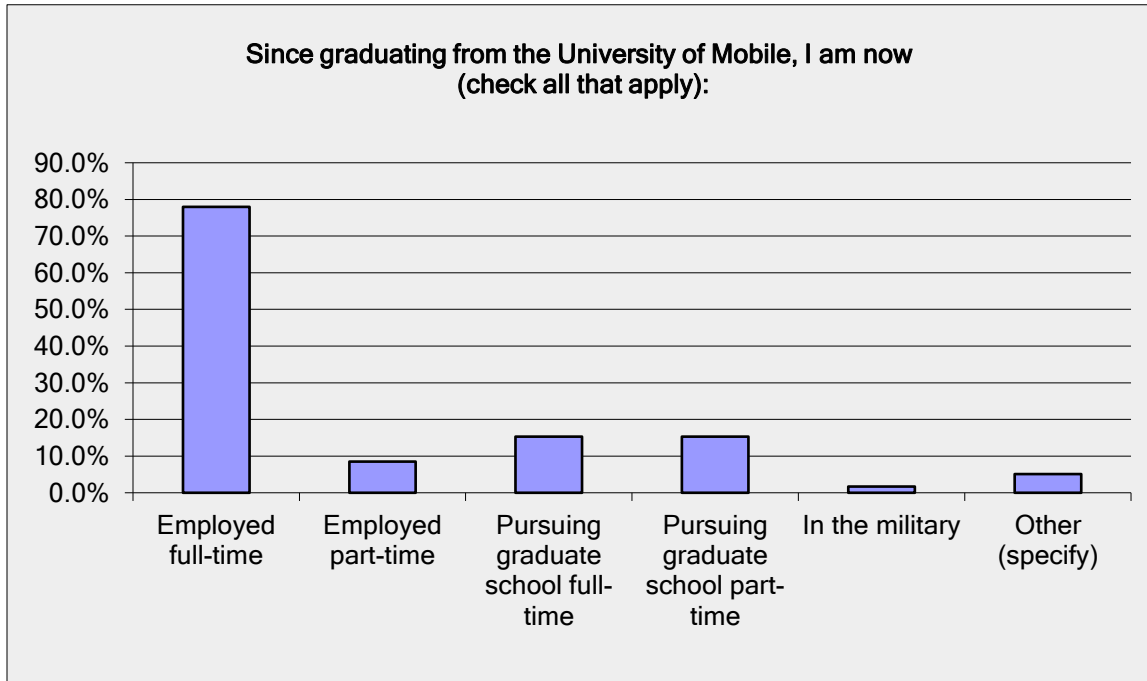


UNIVERSITY OF MOBILE
Career Placement Data Based on Life After Graduation Survey
Conferrals from December 2014 through May 2015

Part 1

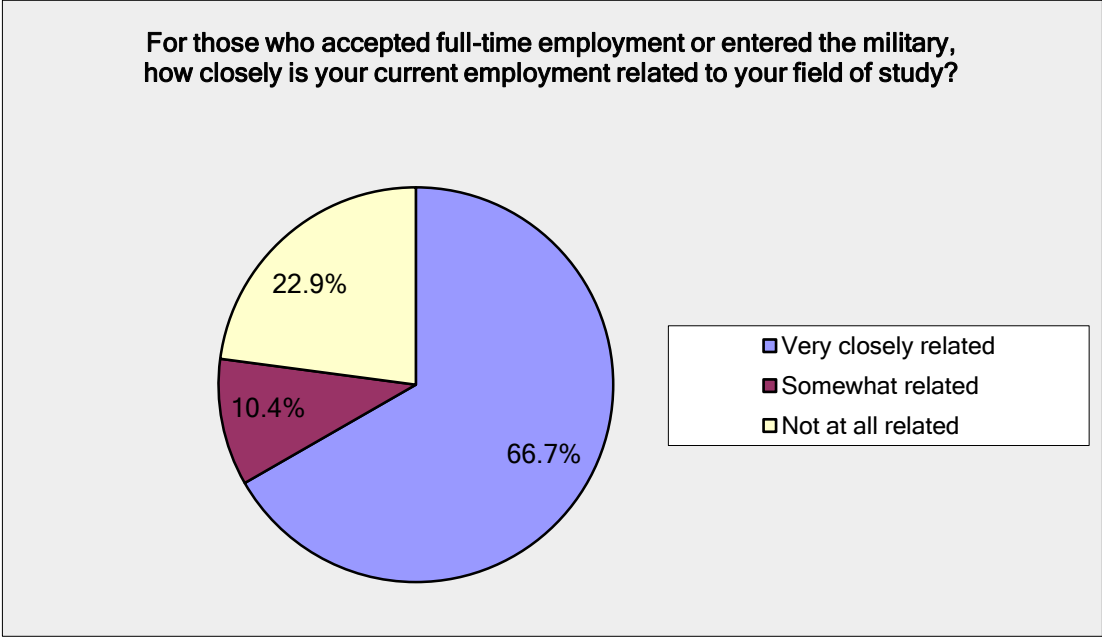


Answer Options	Response Percent	Response Count
Employed full-time	78.0%	46
Employed part-time	8.5%	5
Pursuing graduate school full-time	15.3%	9
Pursuing graduate school part-time	15.3%	9
In the military	1.7%	1
Other (specified below)	5.1%	3
Note: Respondents could check all that applied.		
	<i>Answered question</i>	59
	<i>Skipped question</i>	0

Other responses to question:

- Unemployed
- Stay at home wife and mom
- Employed at the same job from high school

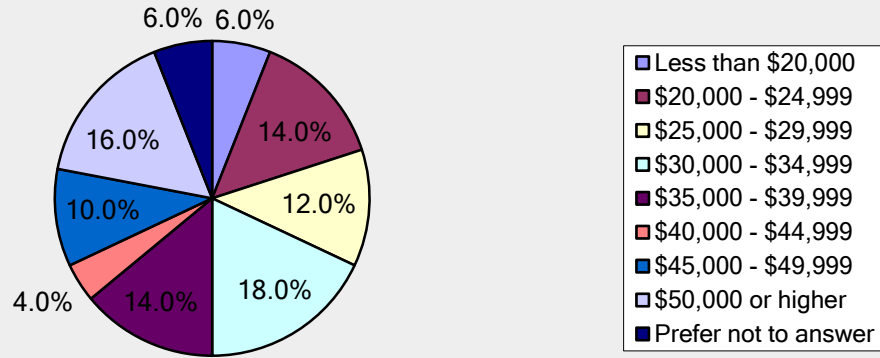
Part II



Answer Options	Response Percent	Response Count
Very closely related	66.7%	32
Somewhat related	10.4%	5
Not at all related	22.9%	11
<i>Answered question</i>		48
<i>Skipped question</i>		11

Part III

For those who accepted full-time employment or entered the military, please indicate your starting salary range (this information will only be used to establish expected starting salary ranges for recent college graduates):



Answer Options	Response Percent	Response Count
Less than \$20,000	6.0%	3
\$20,000 - \$24,999	14.0%	7
\$25,000 - \$29,999	12.0%	6
\$30,000 - \$34,999	18.0%	9
\$35,000 - \$39,999	14.0%	7
\$40,000 - \$44,999	4.0%	2
\$45,000 - \$49,999	10.0%	5
\$50,000 or higher	16.0%	8
Prefer not to answer	6.0%	3
Answered question		50
Skipped question		9

Part IV

The degree I earned while at the University of Mobile was:

DEGREES	NUMBER	PERCENT
A.S.	0	0.0%
A.D.N.	0	0.0%
B.A.	13	22.0%
B.B.A.	2	3.4%
B.S.	25	42.4%
B.M.	0	0.0%
B.S.N.	7	11.9%
M.A.	8	13.6%
M.B.A.	2	3.4%
M.S.N.	2	3.4%